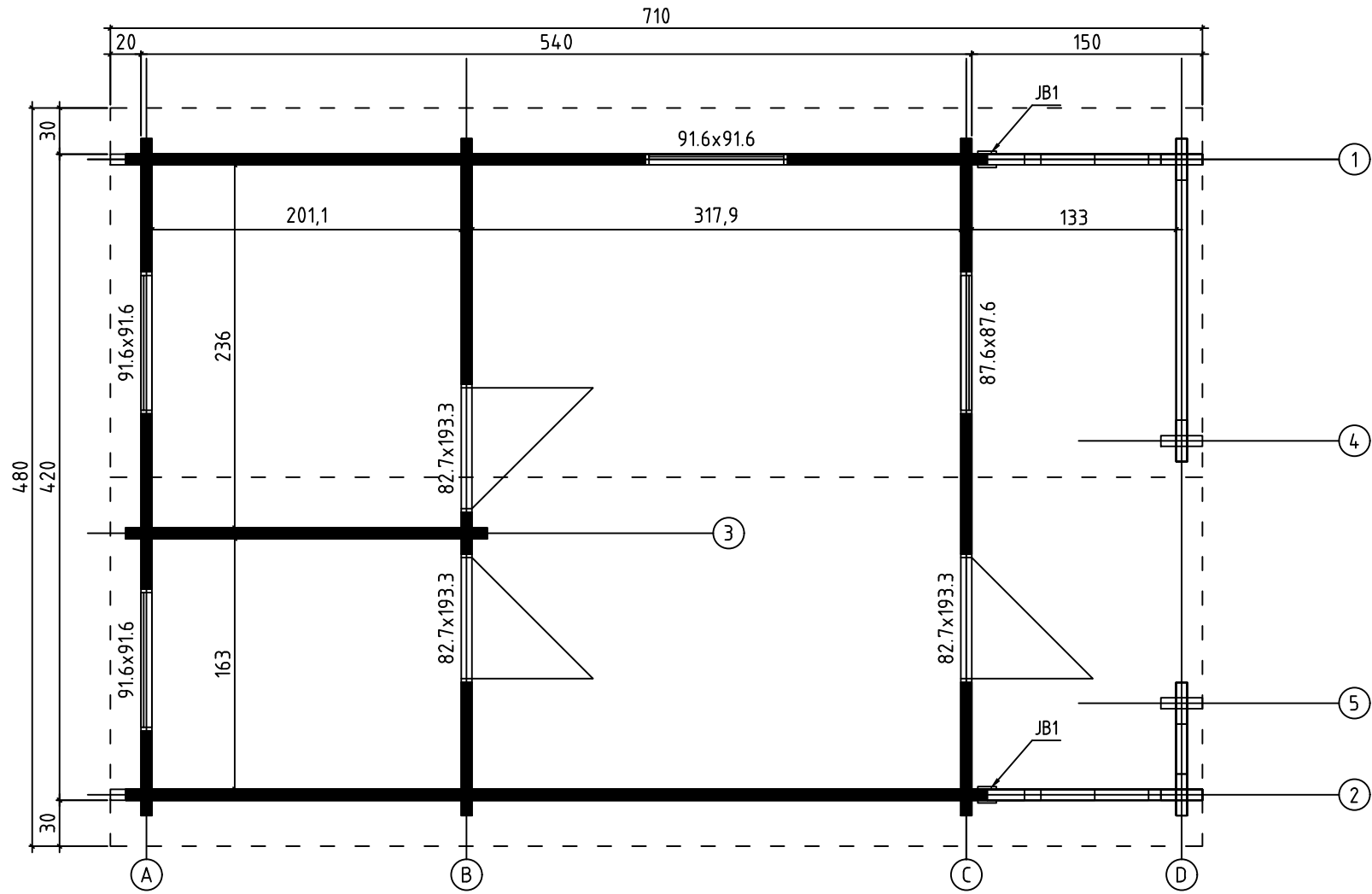


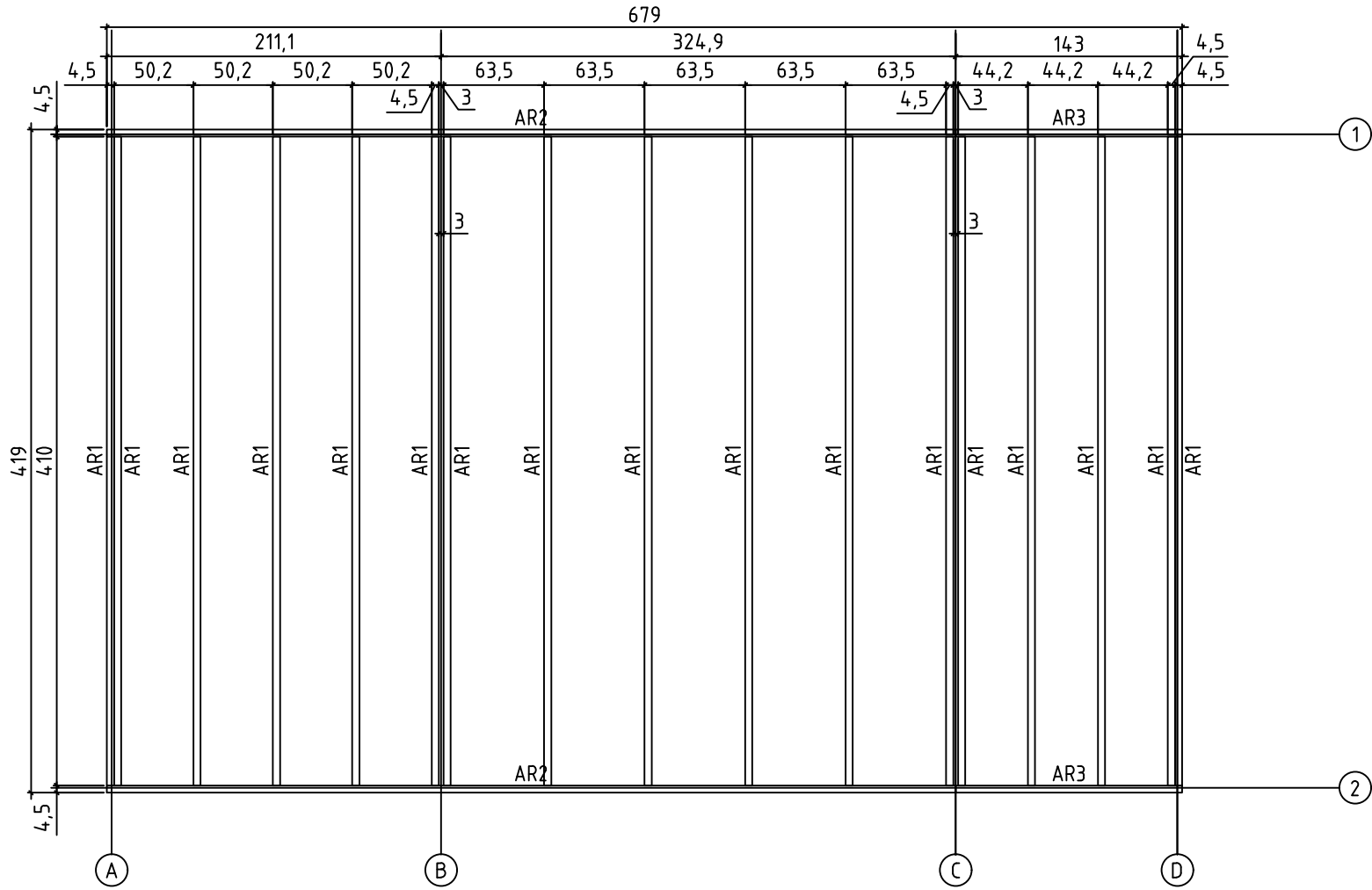
ELBA 70
Art.No. 701002



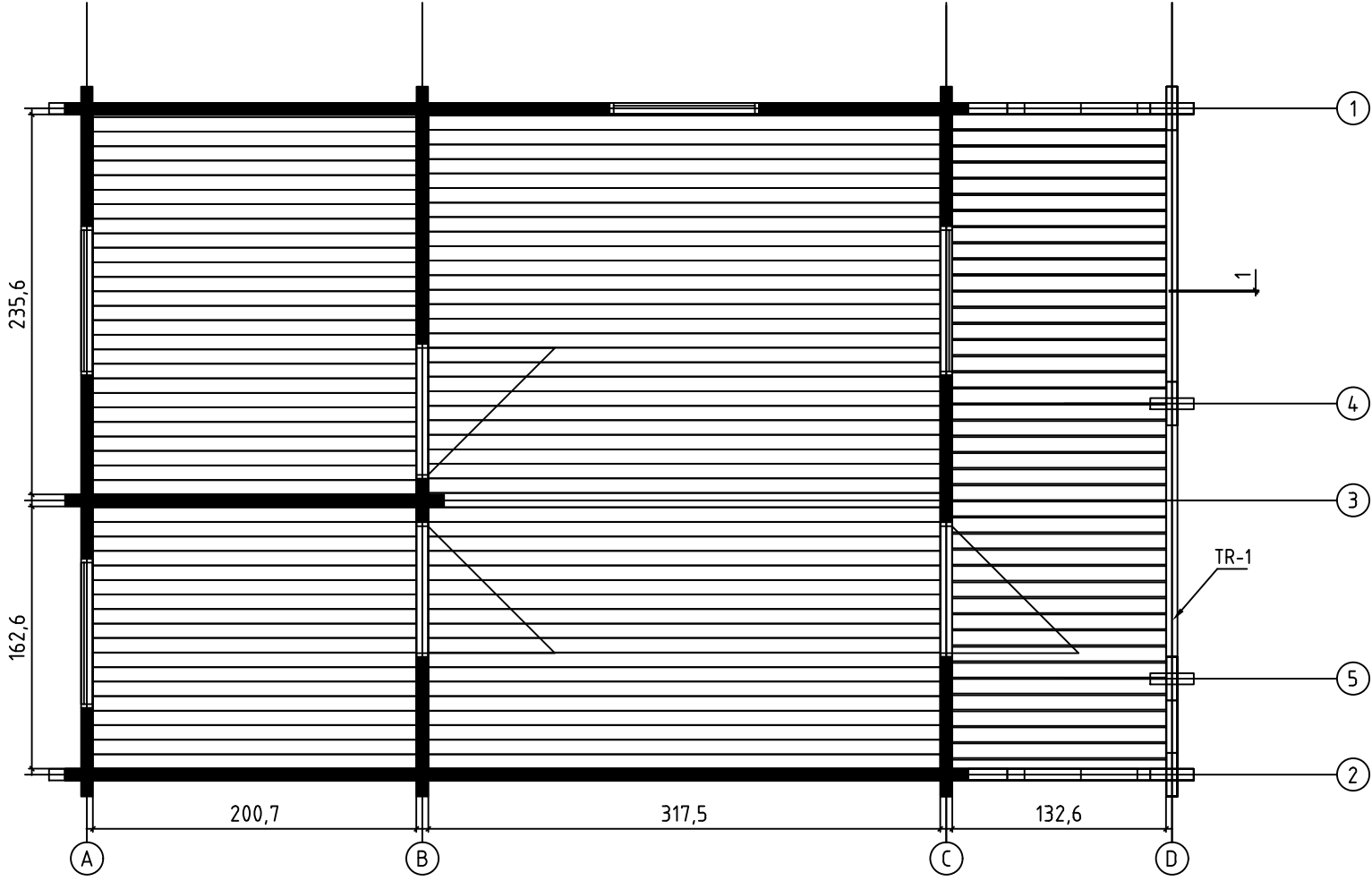
ELBA 70, Art.No.701002
FOUNDATION - FUNDAMENT - FONDATION

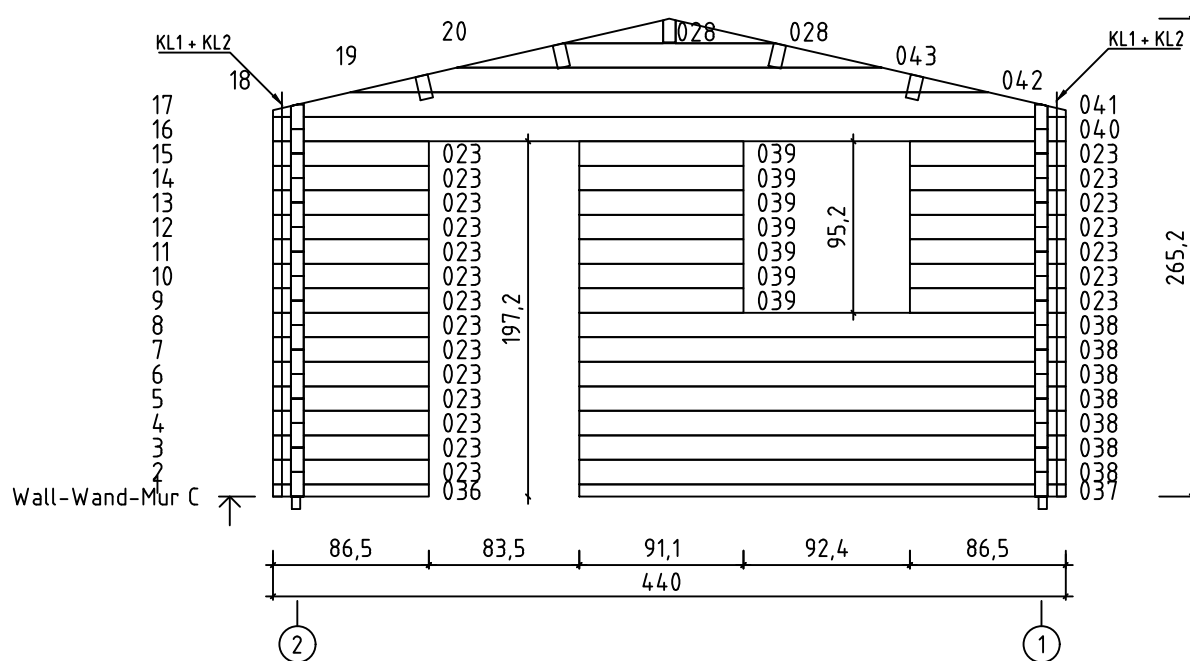
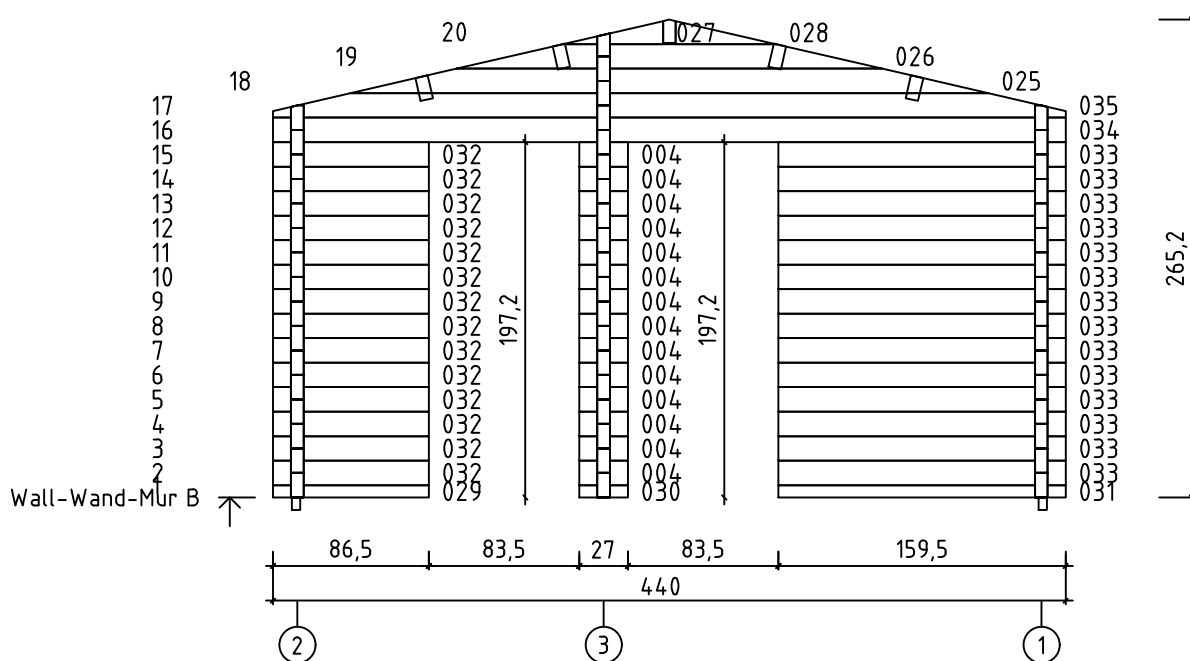
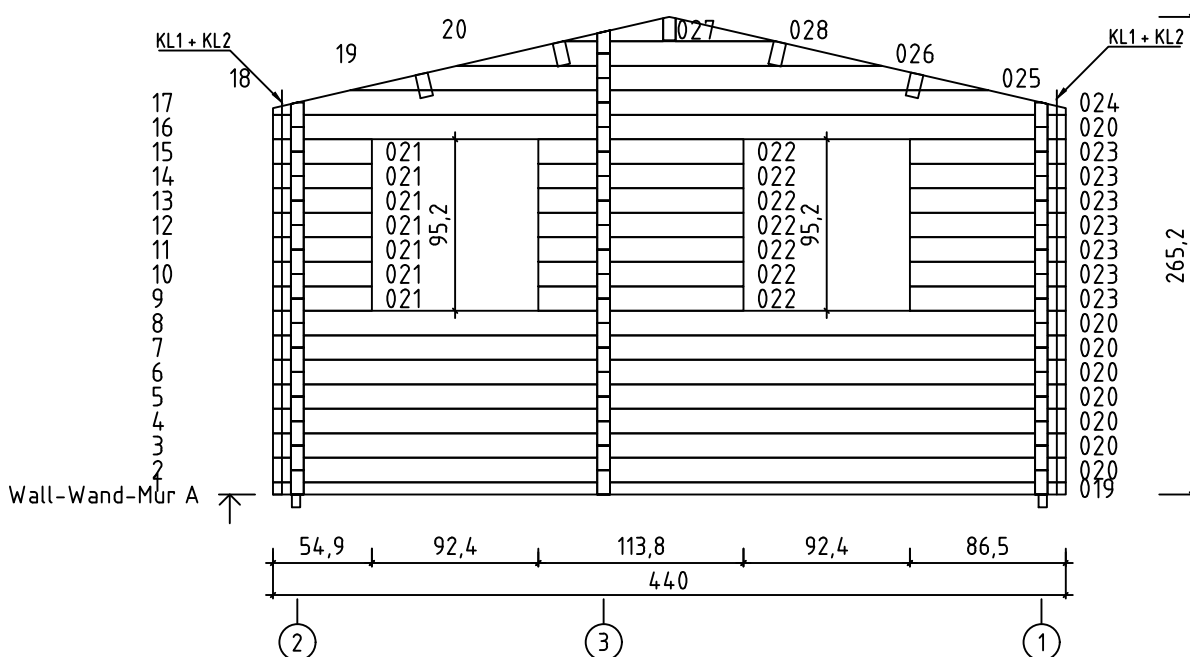


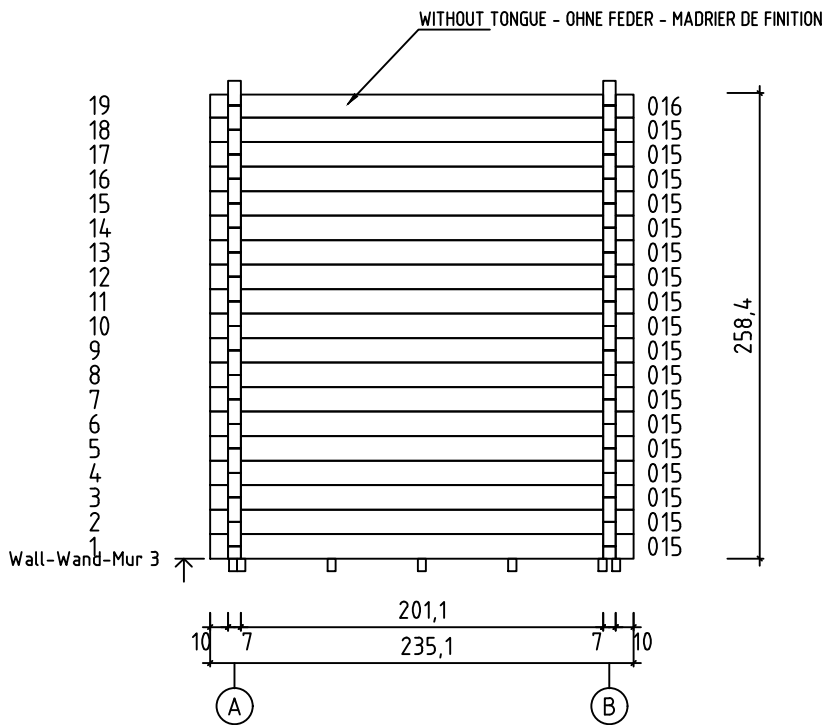
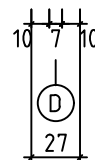
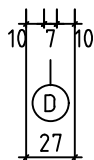
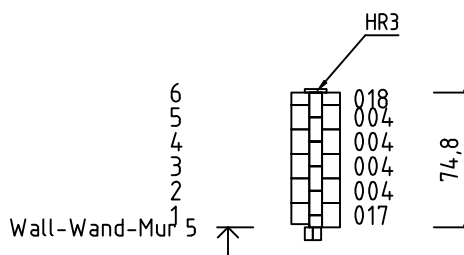
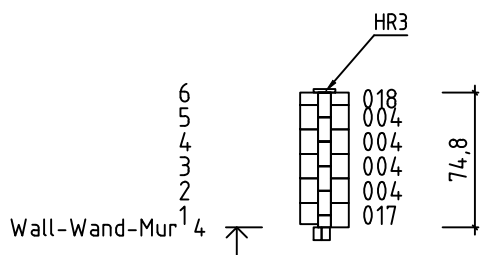
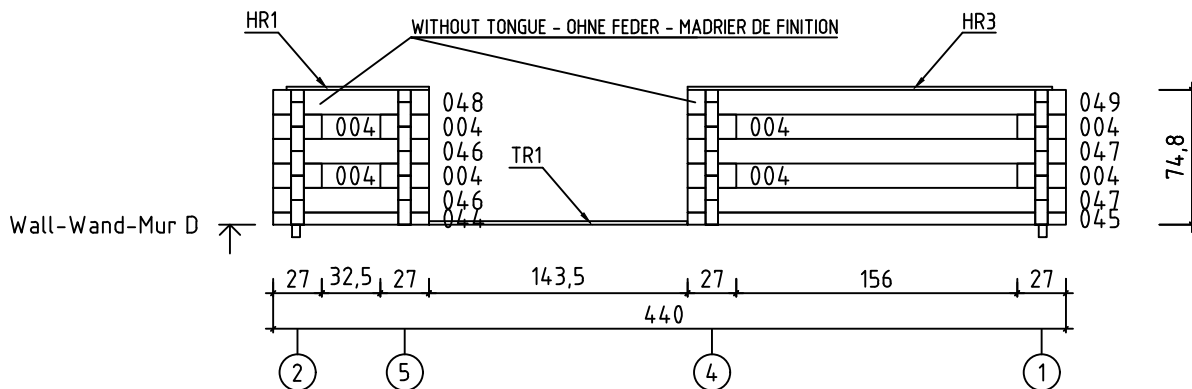
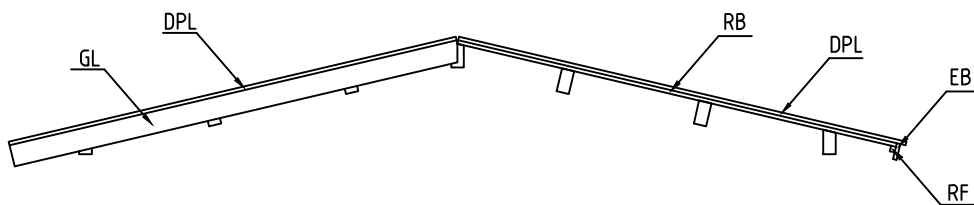
ELBA 70, Art.No.701002
FOUNDATION - FUNDAMENT - FONDATION




ELBA 70, Art.No.701002
FLOOR BOARDS - FUSSBODENBRETTER - PLAN POSE PLANCHER


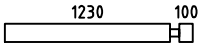


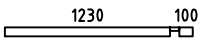



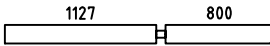





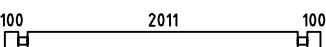
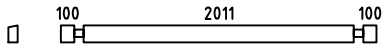


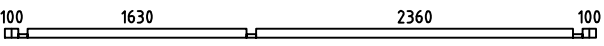


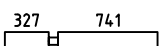





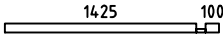
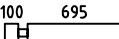
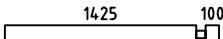

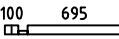
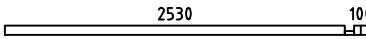
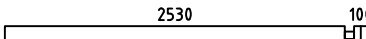

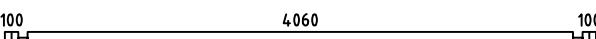
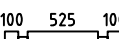
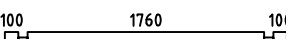
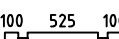
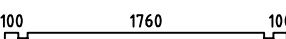
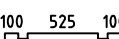
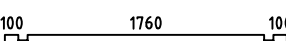
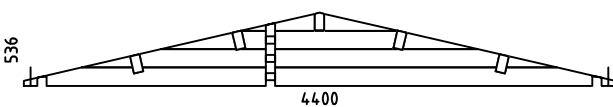
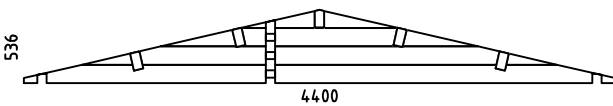




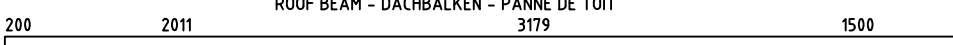
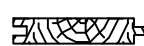



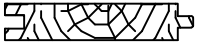





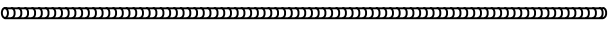





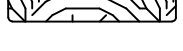














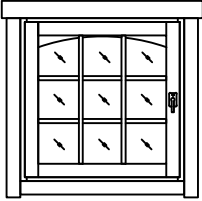
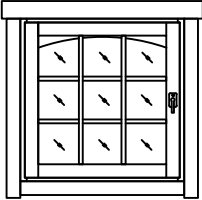
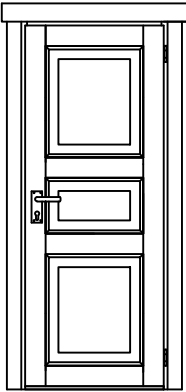
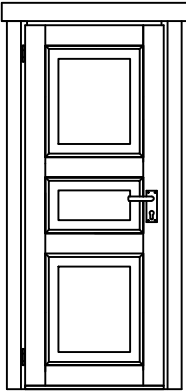
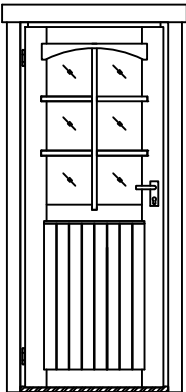
ELBA 70, Art.No.701002



Pos	ELBA 70, Art.No.701002 Piece list - Stückliste - Liste des pieces	Q.	P (mm)	L (mm)
001		19	70x136	5600
002		6	70x136	1400
003		4	70x136	244
004		34	70x136	270
005		2	70x68	1400
006		7	70x136	3379
007		5	70x136	1298
008		1	70x136	1648
009		1	70x136	1998
010		2	70x136	6650
011		1	70x136	7100
012		1	70x136	5950
013		1	70x136	6300
014		1	70x136	7100
015		18	70x136	2351
016		1	70x128	2351
017		2	70x136	270
018		2	70x68	270
019		1	70x68	4400
020		8	70x136	4400
021		7	70x136	549
022		7	70x136	1138
023		28	70x136	865
029		1	70x68	865
030		1	70x68	270

Pos	ELBA 70, Art.No.701002 Piece list - Stückliste - Liste des pieces	Q.	P (mm)	L (mm)
031		1	70x68	1595
032		14	70x136	865
033		14	70x136	1595
034		1	70x136	4400
036		1	70x68	865
037		1	70x68	2700
038		7	70x136	2700
039		7	70x136	911
040		1	70x136	4400
044		1	70x68	865
045		1	70x68	2100
046		2	70x136	865
047		2	70x136	2100
048		1	70x136	865
049		1	70x136	2100
WA-1 WC-1		1 1		
WB-1		1		
IAR2	FOUNDATION - FUNDAMENT - FONDATION 	2	45x70	5360
IAR1	FOUNDATION - FUNDAMENT - FONDATION 	17	45x70	4100
IAR3	FOUNDATION - FUNDAMENT - FONDATION 	2	45x70	1430
PR11	ROOF BEAM - DACHBALKEN - PANNE DE TOIT 	1	70x140	7100
PR21	ROOF BEAM - DACHBALKEN - PANNE DE TOIT 	4	70x140	7100
	FLOOR BOARDS - FUSSBODENBRETTER - LAME DE PLANCHER 	46	90x18	3175
	FLOOR BOARDS - FUSSBODENBRETTER - LAME DE PLANCHER 	46	90x18	2007

Pos	ELBA 70, Art.No.701002 Piece list - Stückliste - Liste des pieces	Q.	P (mm)	L (mm)	
RB	ROOF BOARDS - DACHBRETTER - VOLIGES		158	90x18	2500
	TERRACE BOARDS - TERRASSENBRETTER - PLANCHER DE TERRASSE		41	90x19	1326
	FLOOR FILLET-FUSSBODENLEISTE - CORNIERE DE FINITION DU PLANCHER			18x18	30.45
TR1	TERRACE EDGE BOARD - TERRASSENBRETT, EINGANG - LAME DE SEUIL D'ENTREE DE TERRASSE		1	18x70	1433
DPL	ROOFING FELT FILLET - DACHPAPPENLEISTE - BAGUETTE DE FIXATION DU FEUTRE BITUMEUX		4	18x58	2550
KL1	TREADED ROD M12 - GEWINDESTANGE M12 - TIGE FILETÉE M12		4		186
KL2	TREADED ROD M12 - GEWINDESTANGE M12 TIGE FILETÉE M12		4		2000
EB	EAVES BOARD - TRAUFBRETT - BANDEAU DE TOIT		4	18x90	3550
RF	ROOF EDGE REINFORCEMENT - DACHRANDVERSTÄRKUNG - CORNIERE DE RENFORT DE BORD DE TOIT		4	28x34	3550
HR1	GUARD-RAIL FOR TERRACE - TERRASSEN GELÄNDER - MAIN COURANTE DE TERRASSE		1	18x120	790
HR2	GUARD-RAIL FOR TERRACE - TERRASSEN GELÄNDER - MAIN COURANTE DE TERRASSE		1+1	18x120	1325
HR3	GUARD-RAIL FOR TERRACE - TERRASSEN GELÄNDER - MAIN COURANTE DE TERRASSE		1	18x120	2025
JB1	TERRACE JOIT BOARDS - VERBINDUNGSBRETT - PROFIL DE JONCTION POUR FIXER LA TERRASSE AU MUR		4	18x120	710
GL	GABLE MOULDING - GIEBELLEISTE - PLANCHE DE RIVE		4	18x120	2550
	LENGTHENING BOLT FOR TREADED ROD - VERLÄNGERUNGSMUTTER FÜR GEWINDESTANGE - MANCHON DE RACCORDEMENT DE TIGE FILETÉE		4		
	DRIVE NUT TREADED ROD - EINSHLAGMUTTER FÜR GEWINDESTANGE - ÉCROU A FRAPPER POUR TIGE FILITÉE		4		
	NUT FOR TREADED ROD - MUTTER FÜR GEWINDESTANGE - ÉCROU POUR TIGE FILETÉE		4		
	PLAIN WASHER TREADED ROD - UNTERLEGSCHIEBE FÜR GEWINDESTANGE - RONDELLE PLATE POUR TIGE FILETÉE		4		
	SCREW FOR GABLE SEGMENT - SCHRAUBEN FÜR DECKBLATT - VIS POUR FIXATION LOSANGE DE FINITION		4	3.5x35	
HS14	SCREW FOR TERRACE JOINT BOARDS - SCHRAUBEN FÜR VERBINDUNGSBRETT - VIS DE FIXATION PROFIL DE JONCTION TERRASSE		24	3.5x50	
HS83	SCREW FOR FIXING FILLET - SCHRAUBEN FÜR FIXIRUNGSLEISTE - VIS POUR PROFIL DE FIXATION		28	3.5x50	
HS16	SCREW FOR GABLE MOULDING - SCHRAUBEN FÜR GIEBELLEISTE - VIS DE FIXATION POUR PLANCHE DE RIVE		32	3.5x50	
HS32	SCREW FOR EAVES BOARDS - SCHRAUBEN FÜR TRAUFBRETTER - VIS DE FIXATION POUR BANDEAU DE TOIT		32	4x40	
HS26	SCREW FOR ROOF EDGE REINFORCEMENT - SCHRAUBEN FÜR DACHRANDVERSTÄRKUNG - VIS POUR RENFORT DE BORD DE TOIT		32	4x40	
HS29	SCREWS FOR TERRACE BOARD - SCHRAUBEN FÜR TERRASSENBRETT - VIS DE FIXATION DE LAME DE SEUIL D'ENTREE DE TERRASSE		3	4x40	

Pos	ELBA 70, Art.No.701002 Piece list - Stückliste - Liste des pieces	Q.	P (mm)	L (mm)
3+ A.9P.K	WINDOW-FENSTER-FENETRE 916x916 	2		
3+ A.9V.K	WINDOW-FENSTER-FENETRE 916x916 	2		
U.3TP	DOOR-TÜR-PORTE 827x1933 	1		
U.3TV	DOOR-TÜR-PORTE 827x1933 	1		
2+ U.26V.K	DOOR-TÜR-PORTE 827x1933 	1		